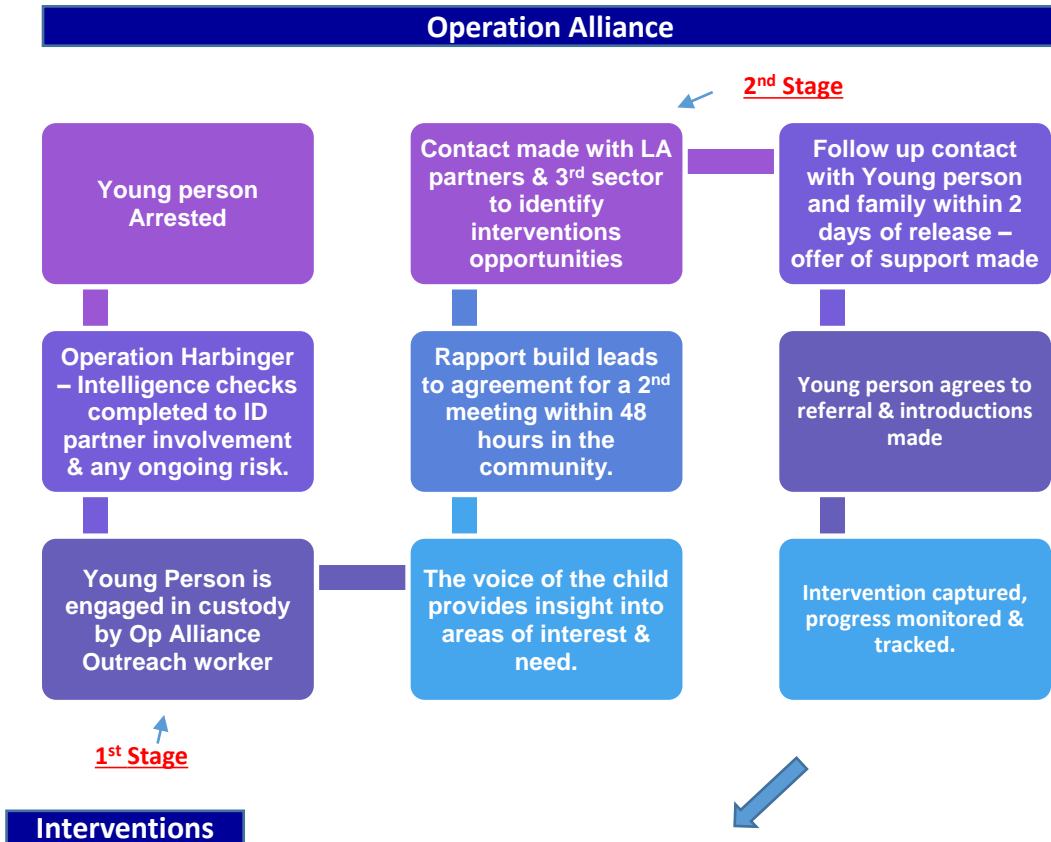


# Serious Organised Crime – Community Coordinator for Haringey & Enfield



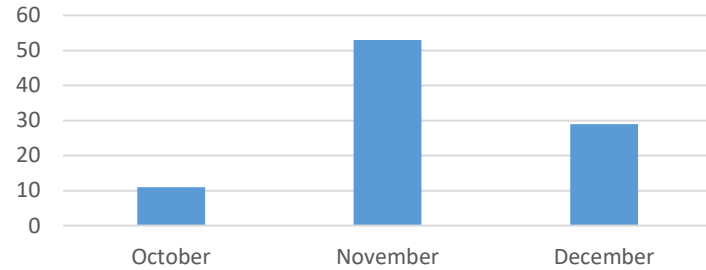
3rd Sector & Local Authority partners provide diversionary pathways.



- **Op Alliance**
- Custody project aimed at diverting children from crime following arrest.
- Strategic partnership between, police, local authority & 3rd sector.
- **Funding**
- Successful application to the Mets dedicated violent crime budget in March 2020, resulted in the award of funding for a team of four youth outreach workers for Wood Green Custody at a cost of £115,000
- **Planning**
- Multi-agency planning with around 30 stakeholders from 8 organisation took place weekly over a 2 month period to bring all parties together for a meet & greet, briefing & development of an action plan through to project launch.
- **Benefits**
- Added police, community engagement
- Crime reduction & enhanced safeguarding
- More collaborative partnership working
- **Future**
- Project Evaluation by CJ Innovation to assess impact & cost v benefit
- £200,000 funding now required to take the project from April 21 – March 22

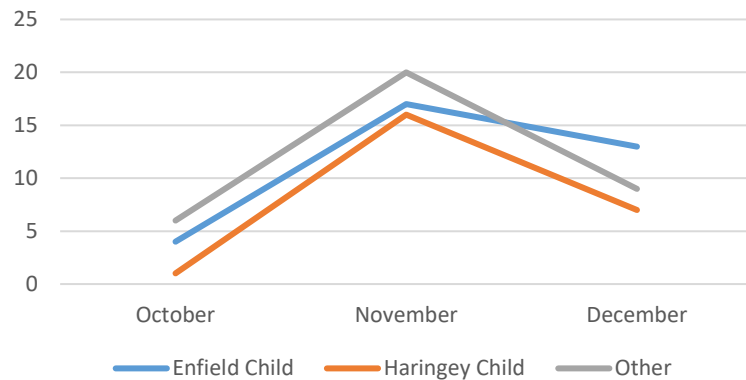
# Operation Alliance – Engagement Rates p1

**Total Children Engaged**



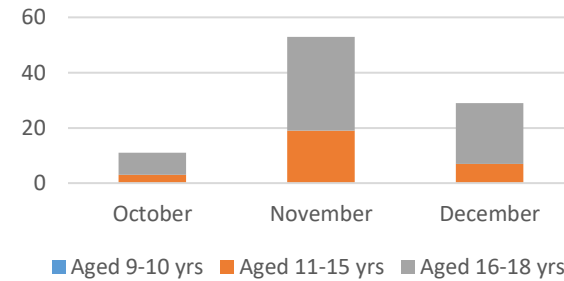
	October	November	December	Total
<b>Total Children Engaged</b>	<b>11</b>	<b>53</b>	<b>29</b>	<b>93</b>

**Place of Residence**



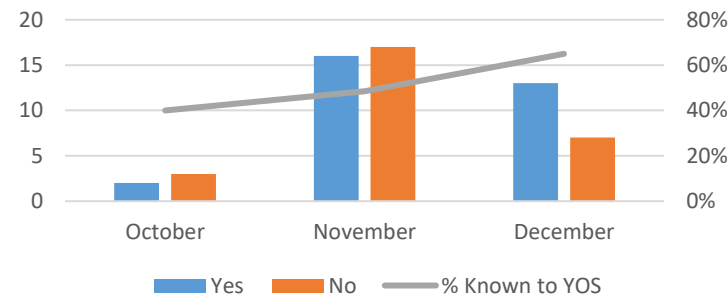
Place of Residence	October	November	December	Total
Enfield Child	4	17	13	34
Haringey Child	1	16	7	24
Other	6	20	9	35

**Age of Children Engaged**



Age of Children Engaged	October	November	December	Total
Aged 9-10 yrs	0	0	0	0
Aged 11-15 yrs	3	19	7	29
Aged 16-18 yrs	8	34	22	64

**Number of Children Known to YOS**

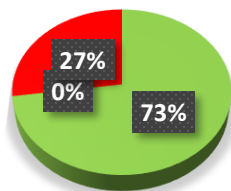


Known to YOS	October	November	December	Total
Yes	2	16	13	31
No	3	17	7	27
<b>% Known to YOS</b>	<b>40%</b>	<b>48%</b>	<b>65%</b>	<b>53%</b>

- **Overall Engagement**
- 93 Children Engaged between 19<sup>th</sup> Oct & 31<sup>st</sup> Dec 2020.
- 58 Children Engaged were resident in H&E.
- 34 Enfield Children
- 24 Haringey Children
- Most children were aged between 16-18 yrs. This is relevant when we look at what diversionary pathways are available, their capacity & where the greatest demand for resource is required.
- **YOS**
- YOS have reviewed children within the Alliance programme to assess whether previously known to their services.
- Of those checked, roughly half were known to YOS. Operation Harbinger Intelligence checks through the local MASH helps identify social worker, family support or YOS involvement. This allows for a partnership discussion to agree the most suitable package of support for those with more complex needs.

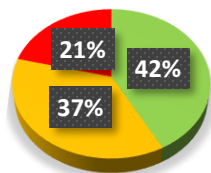
# Operation Alliance – Engagement Rates p2

## October



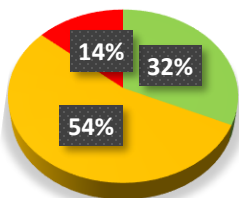
- Positively Engaged & Intervention Arranged
- Positively Engaged & Awaits Intervention
- Would not Engage

## November



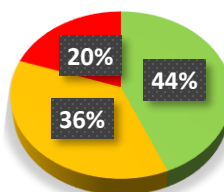
- Positively Engaged & Intervention Arranged
- Positively Engaged & Awaits Intervention
- Would not Engage

## December



- Positively Engaged & Intervention Arranged
- Positively Engaged & Awaits Intervention
- Would not Engage

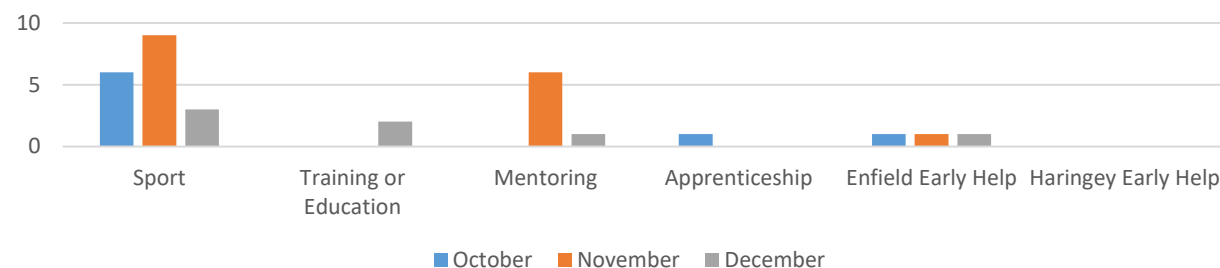
## Overall Engagement



- % Engaged & Intervention Arranged
- % Positively Engaged & Awaiting Intervention
- % Would not Engage

Outcome	October	November	December	Total
Positively Engaged & Intervention Arranged	8	16	7	31
Positively Engaged & Awaits Intervention	0	14	12	26
Would not Engage	3	8	3	14
Out of area - MASH referral completed	0	15	7	22

## Diversions Pathways



- **Green = Child has positively engaged & referred to a diversionary pathway** tailored to supporting that young person to turn their lives around.
- **Overall Engagement rate of 71 children between 19<sup>th</sup> Oct – 31<sup>st</sup> Dec 20 = 44%.**
- Amber = Cases where there is positive engagement, the child is kept for support however the outreach worker leads on their case until an appropriate diversionary pathway has been identified.
- Many young people being case managed, have expressed an interest in pursuing an apprenticeship. A barrier to achieving this has been access to these programmes. **Construction based apprenticeships were in highest demand.**
- **Red = Overall, 20% of those approached (14) refused to engage.**
- **Blue = Relates to children resident outside of H&E.** Engagement takes place & a referral is completed through local area MASH team.
- **Sport related interventions were in highest demand** with boxing the most sought after activity. These services provide mentoring support and a positive peer group through coaches. This also presents an opportunity for further work and referrals into other positive activities with longer term interventions.
- **Costs**
- 4 x Youth Outreach workers funded for 5.5 months = Project cost is £19,200 per month.
- 93 engagements = £206 per child
- 33 Positive Outcomes at a cost of £620 per child.
- **Future statistics will include comparative data linked to victim, offender, missing episodes before & after intervention to assess impact.**